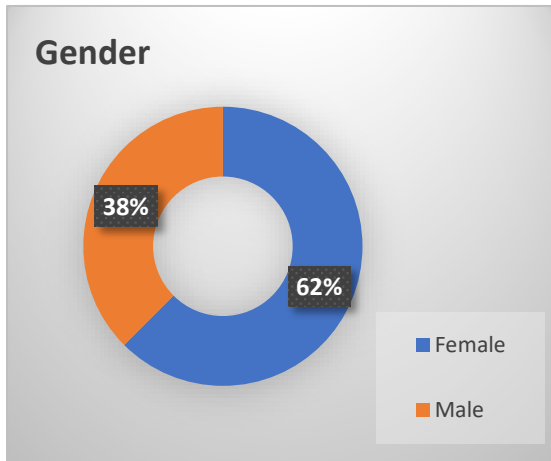
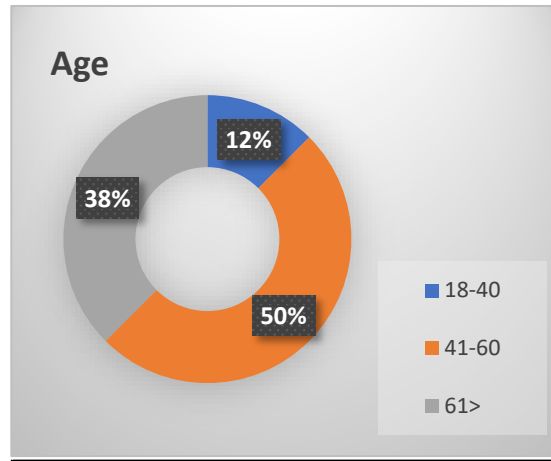


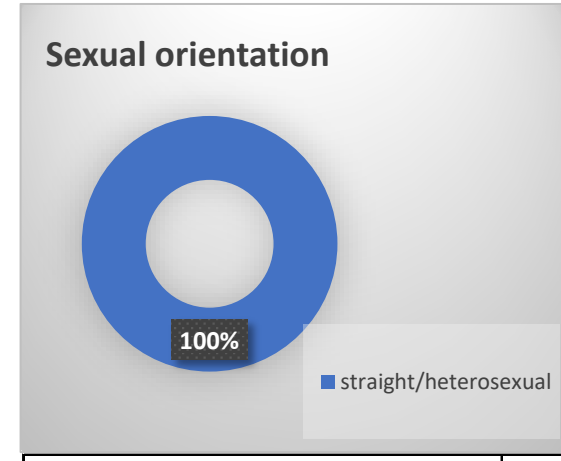
Hadrian Learning Trust - Diversity Data on Trustees



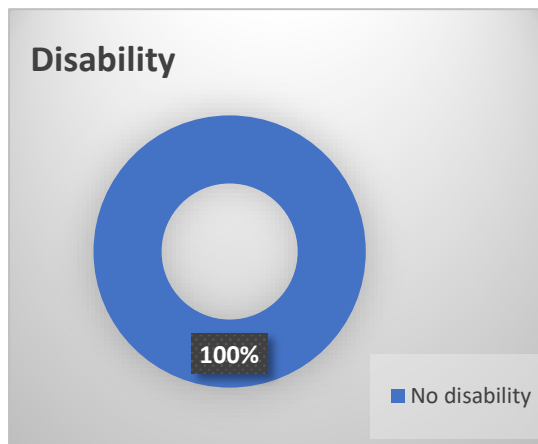
Gender	Count
Female	5
Male	3



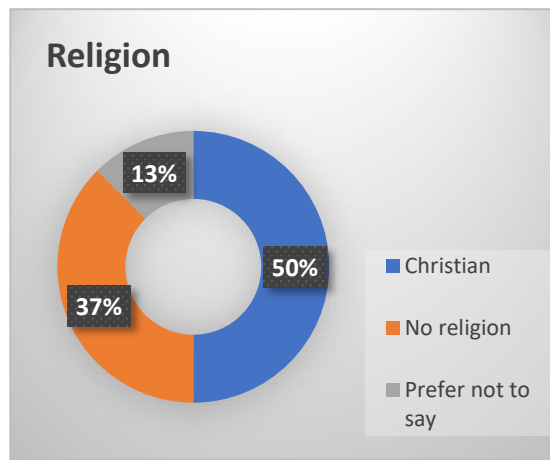
Age	Count
18-40	1
41-60	4
61+	3



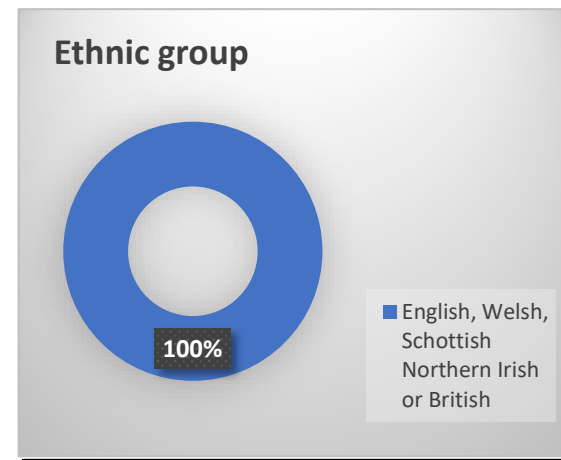
sexual orientation	Count
straight/heterosexual	8



Disability	Count
No disability	8



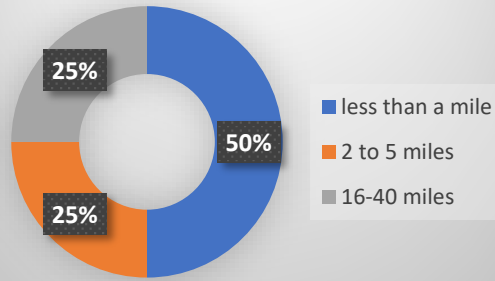
religion	Count
Christian	4
No religion	3
Prefer not to say	1



Ethnic group	Count
English, Welsh, Schottish Northern Irish or British	8

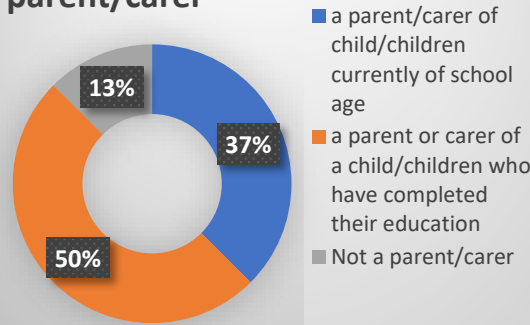
Hadrian Learning Trust - Diversity Data on Trustees

Proximity to school



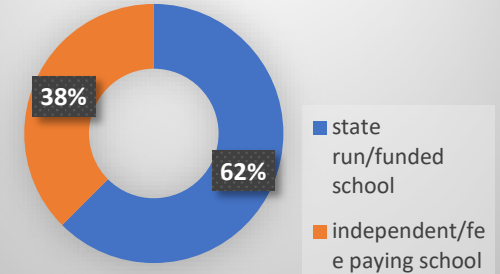
proximity to school	
less than a mile	4
2 to 5 miles	2
16-40 miles	2

Experience as a parent/carer



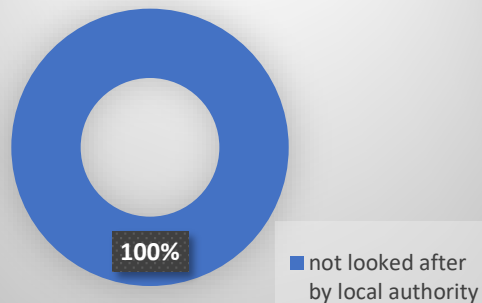
Experience as a parent/carer	
a parent/carer of child/children currently of school age	3
a parent or carer of a child/children who have completed their education	4
Not a parent/carer	1

type of school attended between ages 11-16



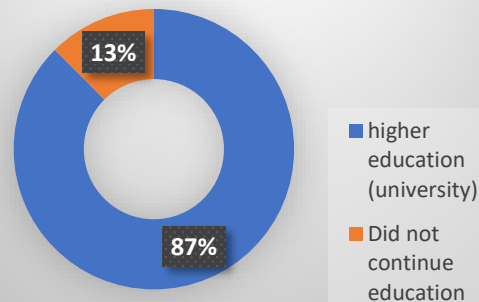
type of school attended between ages 11-16	
state run/funded school	5
independent/fee paying school	3

Experience of care system



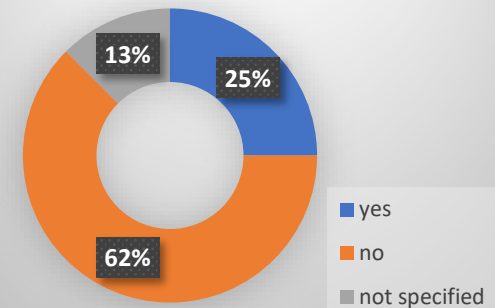
Experience of care system	
not looked after by local authority	8

Education after school



continuation of education after leaving school	
higher education (university)	7
Did not continue education	1

Eligible for free school meals



eligible for free school meals at any point during education	
yes	2
no	5
not specified	1