





universities interview?

s can compare
before deciding what
te

n person helps to
ou're a good fit for
institution

nvited for interview - well done!

the initial satisfaction can turn into panic and nerves...



Your expectations

What types of
question do you think
you would be asked?

Top tips

Bring your enthusiasm

Know your personal statement
inside out

Expect the unexpected

Don't worry if you don't
understand

Remember your body language

Be articulate

Have you...
Organised
Controlled
Delivered
Project managed
Analyzed
Communicated
Produced written
Plans and/or
Been confident
Worked for a team
Worked independently?

Be organised

- Background
- Have you done any?
- Research plan about where you want to go to
- University - does research there you are looking at
- University - does research there you are looking at
- University - does research there you are looking at
- University - does research there you are looking at
- University - does research there you are looking at

In the interview

What types of
question do you think
you would be asked?

Interview Skills for University

Why do universities interview?

Course tutors can compare applicants before deciding what offers to make

Seeing you in person helps to find out if you're a good fit for the course/institution



If you are invited for interview - **well done!**

Sometimes the initial satisfaction can turn into panic and nerves...



Your expectations

What types of
question do you think
you would be asked?

What to expect

Possible questions

- What do you enjoy about the subjects you currently study?
- What are your biggest achievements and what did you learn from them?
- What positions of responsibility have you held and what did you learn from them?
- What courses have you taken, other than A-levels, either at school or outside, and what have you gained from them?
- What are you planning to do on your gap year?

Interview types

It's also important to be aware of the interview format

Possible questions


- What do you enjoy about the subjects you currently study?
- What are your biggest achievements and what did you learn from them?
- What positions of responsibility have you held and what did you learn from them?
- What courses have you taken, other than A-levels, either at school or outside, and what have you gained from them?
- What are you planning to do on your gap year?



Interview types

It's also important to be aware
of the interview format

What types of interview
formats could be used?



e.g. Fine Art

Presentation on run of the day & details of programme

Portfolio inspection of 12 pieces of work

Campus tour led by current students

1-2-1 questions

e.g. Why Fine Art at Leeds?

Personal statement

Future aspirations

Individual interview





e.g. Theatre & Performance

Candidates and their parents/carers attend the interview day

Welcome talk with details of programme

Workshop in groups of 10-15

- short narrative sent beforehand
- assessment of group work and creativity

Interview 3-4 applicants together

e.g . Why Theatre and Performance at Leeds?

What have you seen - live or on DVD

What are your opinions on these?

Group interview



e.g. Medicine

8 different stations - 7 minutes at each


Tasks include:

- discuss your application
- work through a scenario
- written exercise
- interact with actor

Show off skills:

- ethical reasoning
- self-evaluation
- communication skills
- problem solving

Multiple Mini Interview



The question everyone
should expect...

Why do you want to study THAT
course at THAT university?

How would you answer?



Preparing for your interview

KNOWLEDGE - institution & course

Module choice


Specialisms - which tutors?

Books - which authors?

Awards - individual, departmental, university

Subject - any recent developments?

Keep up to date with media interest



Preparing for your interview

KNOWLEDGE - you

YOUR work experience - not just academic achievement

YOUR personal statement - be ready for in-depth discussion

YOUR unique qualities - what makes you right for the university and the course?



Preparing for your interview

KNOWLEDGE - institution & course

Module choice

Specialisms - which tutors?

KNOWLEDGE - institution & course

Module choice

Specialisms - which tutors?

Books - which authors?

Awards - individual, departmental, university

Subject - any recent developments?

Keep up to date with media interest



Preparing for your interview

KNOWLEDGE - you

YOUR work experience - not just academic achievement

YOUR personal statement - be ready for

KNOWLEDGE - you

YOUR work experience - not just academic achievement

YOUR personal statement - be ready for in-depth discussion

YOUR unique qualities - what makes you right for the university and the course?

What NOT to do #1



What NOT to do #2



Be articulate

Have you...

Organised

Created

Delivered

Project-managed

Analysed

Communicated

Problem-solved

Been motivated

Been confident

Worked in a team

Worked independently?

Practice makes perfect!

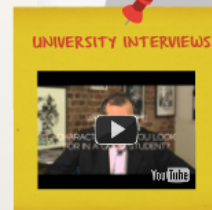
Take turns to ask and answer interview questions

Be organised

- Sleep well
- Documents
- Time - get there early
- Location, plan ahead where you need to go to
- Clothes - dress smartly, show you are taking it seriously
- Contact details - have phone number handy in case you're delayed
- Practice with a careers advisor or tutor



In the interview



AFTER THE INTERVIEW

- Never relax!
- Sit down with a drink and/or treat
- Write notes on how it went
- What went well?
- How could you have improved?
- Share experiences with friends and teachers

Be articulate

Have you...

Organised

Created

Delivered

Project-managed

Analysed

Communicated

Problem-solved

Been motivated

Been confident

Worked in a team

Worked independently?






Practice makes perfect!

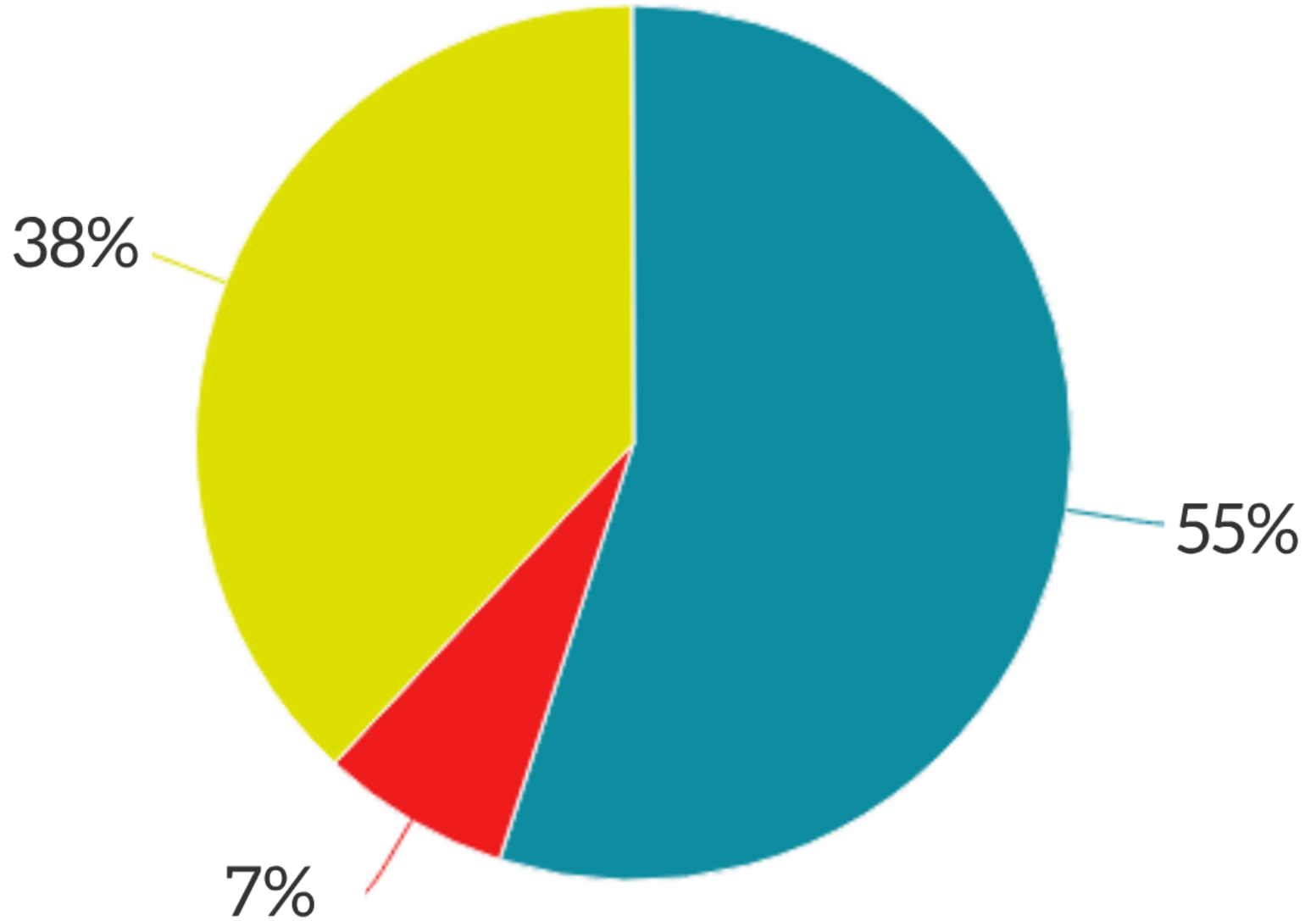
Take turns to ask and
answer interview questions

Be organised

- Sleep well
- Documents
- Time - get there early
- Location, plan ahead where you need to go to
- Clothes - dress smartly, show you are taking it seriously
- Contact details - have phone number handy in case you're delayed
- Practice with a careers advisor or tutor



NOT JUST WHAT YOU SAY



■ Non-verbal ■ Spoken words ■ Tone of voice



Explain the **RESULTS**
Quantify it (accomplishments,
savings, recognition, etc.)

SITUATIONAL QUESTIONS



Identify the **SITUATION** or problem you solved or encountered



What was the specific **TASK** or target? (who, what, where, when)



Detail your specific **ACTION**
What did you do? How did you do it?



Explain the **RESULTS**
Quantify it (accomplishments, savings, recognition, etc.)

Take the opportunity to find out more about:

- what they are looking for
- what they can offer you

**CONTACT
TIME**

PROGRESSION

**ASSESSMENT
METHODS**

OPPORTUNITIES

FACILITIES

Don't ask what you have already been told
or could have easily found out!

ASK QUESTIONS TOO!



Top tips

Bring your enthusiasm

Know your personal statement
inside out

Expect the unexpected

Don't worry if you don't
understand

Remember your body language

 @UoL_Outreach
www.leeds.ac.uk/teachers
@UniversityLeeds

THANK YOU



ANY QUESTIONS?